


MyInfoVault

v3 MIV Access Prototype
Version 2.0, 5/26/09

Current MIVMain page for Level 1 User (showing all current MIV links)


[Log Out](#)

Home | [Enter Data](#) | [Packet/Dossier](#) | [CV & Biosketches](#)
[Help](#) | [Contact Us](#)

Ω | **Lisá O'JohnstoN**

[Home](#)

[How do I get started?](#)

Applications & Tools

- [Review Packets](#)

Faculty Members

- [Faculty Access List](#)
- [Member List](#)
- [Member List By Selected Dept.](#)

Packets

- [Merit/Promotion/Appraisal Packets](#)
- [Assign Packet Reviewers](#)
- [List School Packets](#)
- [Completed Packet Archive](#)
- [EDMS Packet Utility](#)

Data Security & Distribution

- [Access Authorization](#)
- [Send Packet To My Dept.](#)

Control Settings

- [Add A New User](#)
- [Edit My Account](#)
- [Electronic Signature](#)

[Select Candidate Account](#)

Links to be Renamed	Links to be Removed	Links to be Relocated
<ul style="list-style-type: none"> • Select Candidate Account -> Select a User's Account • Review Packets -> Review Other Candidate's Dossiers • Member List <u>and</u> Member List By Selected Dept. -> View MIV Users • Merits/Promotion/Appraisal Packets <u>and</u> List School Packets -> Manage Open Actions • Assign Packet Reviewers -> Assign Dossier Reviewers • Completed Packet Archive <u>and</u> EDMS Packet Utility -> Archive Completed Dossiers <u>and</u> View Dossier Archive • Send Packet to My Dept. -> Send Dossier To My Dept. 	<ul style="list-style-type: none"> • Access Authorization 	<ul style="list-style-type: none"> • Add a New User -> Manage Users • Edit My Account -> My Account • Faculty Access List -> My Account (formerly "Edit My Account") • Electronic Signature -> Manage Users

* All other links will remain the same (Log Out, Help, and Contact Us).

Prototype MIVMain page for Candidates

- Custom MIVMain page for Candidates (formerly Level 4).
- All functionality on the MIVMain page is accessible from the top navigation menu on every MIV page.
- Red numbers in parentheses following links represent the number of processes that need to be completed.



The image displays two screenshots of the UC Davis MyInfoVault web application interface, illustrating a transition from a general navigation page to a candidate-specific dashboard.

Top Screenshot (General Navigation):

- Header:** UC Davis MyInfoVault logo, Log Out link, and navigation links (Home, Enter Data, Packet/Dossier, CV & Biosketches).
- Navigation Bar:** Home, Enter Data, Packet/Dossier, CV & Biosketches, and user information (Lisa O'Johnston).
- Main Content:** Home link, "How do I get started?" link, "Applications & Tools" section with "Review Packets" link, "Data Security & Distribution" section with "Access Authorization" and "Send Packet To My Dept." links, and "Control Settings" section with "Edit My Account" link.

Bottom Screenshot (Candidate Dashboard):

- Header:** UC Davis MyInfoVault logo, Log Out link, and navigation links (My Account, Help, Contact Us).
- Navigation Bar:** Enter Data, My Dossier, CV & Biosketches, Actions, Reports, and user information (Lisa O'Johnston).
- Main Content:** Home link, introductory text with "How do I get started?" link, and three main sections:
 - My Dossier:** Create My Dossier, View My Dossier, Send Dossier To My Dept.
 - Sign Documents:** Sign My Disclosure Certificate (2)
 - Review Dossiers:** Review Other Candidate's Dossiers (4)
- Right Column:** CV & Biosketches section with Manage My Curriculum Vitae (CV) and Manage My NIH Biosketch links.

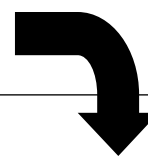
Footer: About This Site | MIV Version: 3.0.0/2500 | Copyright © 2009 The Regents of the University of California, Davis campus. All Rights Reserved.

Prototype MIVMain page for Department Helper

- Custom MIVMain page for Department Helper (formerly Level 3H).
- Department Helpers can:
 - Enter Data for Candidates
 - Create and Design Candidate's dossiers
 - Send Candidate's dossiers to the department



This screenshot shows the old MIVMain page interface. At the top left is the UC Davis MyInfoVault logo. The top right corner has a "Log Out" link. Below the logo is a navigation bar with "Home", "Enter Data", "Packet/Dossier", and "CV & Biosketches". A search box contains "Lisa O'Johnston". Below the navigation bar, there is a "Home" link and a "(Cynthia Anderson) Return to Admin" link. The main content area is divided into several sections: "How do I get started?", "Applications & Tools" (with a link to "Review Packets"), "Faculty Members" (with links to "Faculty Access List" and "Member List"), "Packets" (with links to "Merit/Promotion/Appraisal Packets", "Assign Packet Reviewers", and "Completed Packet Archive"), "Data Security & Distribution" (with links to "Access Authorization" and "Send Packet To My Dept."), and "Control Settings" (with links to "Add A New User" and "Edit My Account").



This screenshot shows the new MIVMain page interface. At the top left is the UC Davis MyInfoVault logo. The top right corner has a "Log Out" link. Below the logo is a navigation bar with "Enter Data", "My Dossier", "CV & Biosketches", "Actions", and "Reports". A search box contains "Lisa O'Johnston". Below the navigation bar, there is a "Home" link and a "Select a User's Account" link. The main content area features a heading "Learn how to enter data for a Candidate, create and design their dossier, and send their dossier to their department: [How do I get started?](#)". To the right of this text is a photograph of a university building with a large tree in the foreground and people walking on a path. At the bottom of the page, there is a footer with the text "About This Site | MIV Version: 3.0.0/2500 | Copyright © 2009 The Regents of the University of California, Davis campus. All Rights Reserved."

Prototype MIVMain page for Department Administrators

- Custom MIVMain page for Department Administrators (formerly Level 3).
- All functionality on the MIVMain page is accessible from the top navigation menu on every MIV page.
- Red numbers in parentheses following links represent the number of processes that need to be completed.

The screenshot displays the UC Davis MyInfoVault MIVMain page for Department Administrators. The page features a top navigation menu with the following items: Home, Enter Data, Packet/Dossier, CV & Biosketches, and a search bar. The user is logged in as Lisa O'Johnston. The main content area is divided into several sections:

- Review Dossiers:** Includes links for Assign Dossier Reviewers and Review Other Candidate's Dossiers (0).
- Open Actions:** Includes a link for Manage Open Actions (36).
- Manage Users:** Includes links for Add A New User, Edit A User's Account, and Deactivate/Reactivate A User.
- Completed Actions:** Includes a link for View Dossier Snapshots.
- Reports:** Includes a link for View MIV Users.

A large black arrow points from the top navigation menu to the 'Actions' dropdown menu.

UC DAVIS MyInfoVault

Log Out

Home | Enter Data | Packet/Dossier | CV & Biosketches | Lisa O'Johnston

Home

How do I get started?

Applications & Tools

- Review Packets

Faculty Members

- Faculty Access List
- Member List

Packets

- Merit/Promotion/Appraisal Packets
- Assign Packet Reviewers
- Completed Packet Archive

Data Security & Distribution

- Access Authorization
- Send Packet To My Dept.

Control Settings

- Add A New User
- Edit My Account

UC DAVIS MyInfoVault

Log Out

Manage Users | My Account | Help | Contact Us

Enter Data | My Dossier | CV & Biosketches | Actions | Reports | Lisa O'Johnston

Home

How do I get started?

Review Dossiers

- Assign Dossier Reviewers
- Review Other Candidate's Dossiers (0)

Open Actions

- Manage Open Actions (36)

Manage Users

- Add A New User
- Edit A User's Account
- Deactivate/Reactivate A User

Completed Actions

- View Dossier Snapshots

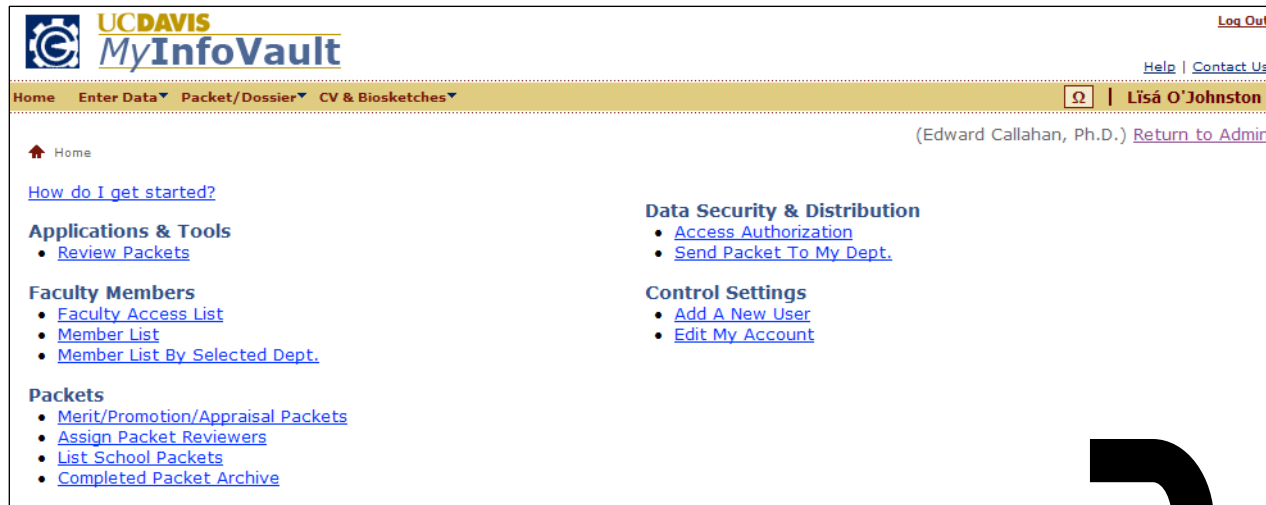
Reports

- View MIV Users

About This Site | MIV Version: 3.0.0/2500 | Copyright © 2009 The Regents of the University of California, Davis campus. All Rights Reserved.

Prototype MIVMain page for School/College Administrators

- Custom MIVMain page for School/College Administrators (formerly Level 2).
- All functionality on the MIVMain page is accessible from the top navigation menu on every MIV page.
- Red numbers in parentheses following links represent the number of processes that need to be completed.



UC DAVIS MyInfoVault

Log Out

Home | Contact Us

Home Enter Data Packet/Dossier CV & Biosketches Lisa O'Johnston

(Edward Callahan, Ph.D.) Return to Admin

Home

How do I get started?

Applications & Tools

- Review Packets

Faculty Members

- Faculty Access List
- Member List
- Member List By Selected Dept.

Packets

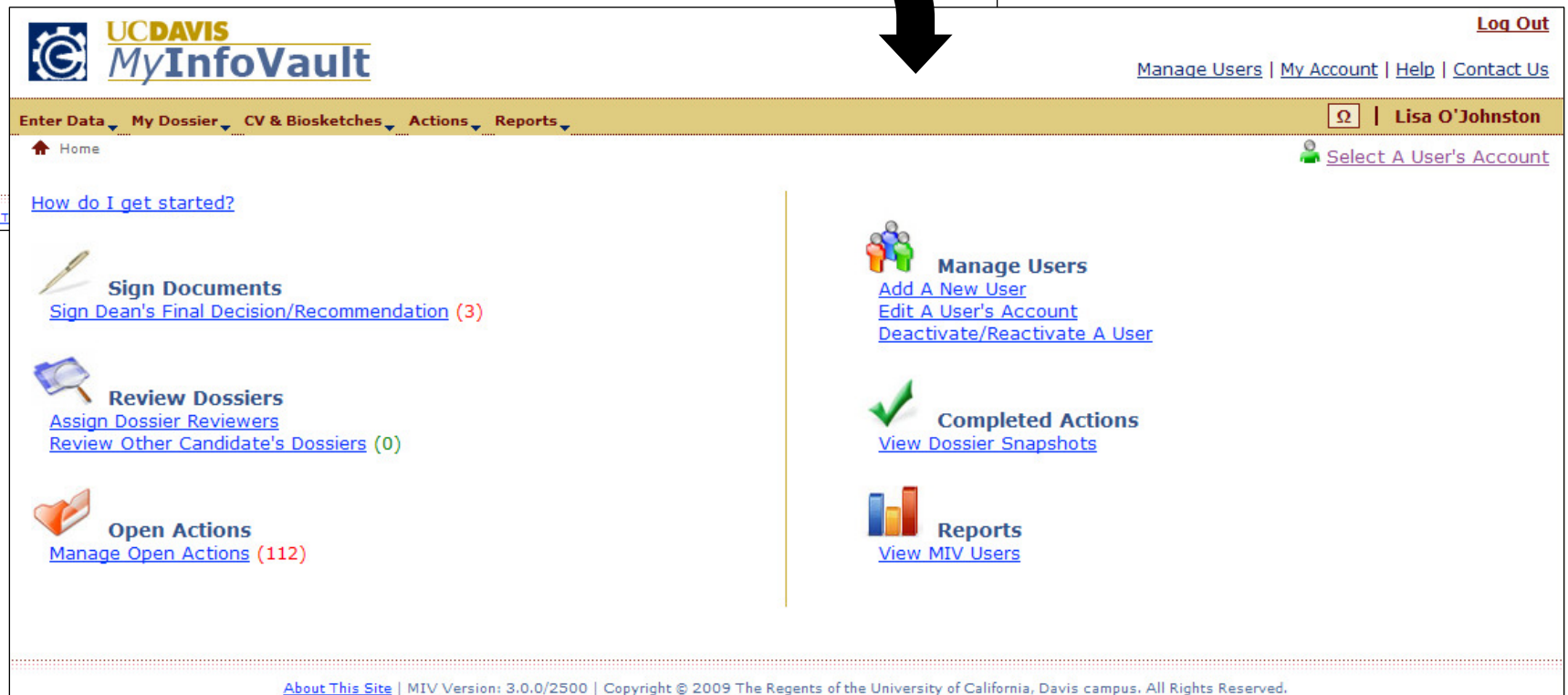

- Merit/Promotion/Appraisal Packets
- Assign Packet Reviewers
- List School Packets
- Completed Packet Archive

Data Security & Distribution

- Access Authorization
- Send Packet To My Dept.

Control Settings

- Add A New User
- Edit My Account



UC DAVIS MyInfoVault

Log Out

Manage Users | My Account | Help | Contact Us

Enter Data My Dossier CV & Biosketches Actions Reports Lisa O'Johnston

Home

Select A User's Account

How do I get started?

Sign Documents
Sign Dean's Final Decision/Recommendation (3)

Review Dossiers
Assign Dossier Reviewers
Review Other Candidate's Dossiers (0)

Open Actions
Manage Open Actions (112)

Manage Users
Add A New User
Edit A User's Account
Deactivate/Reactivate A User

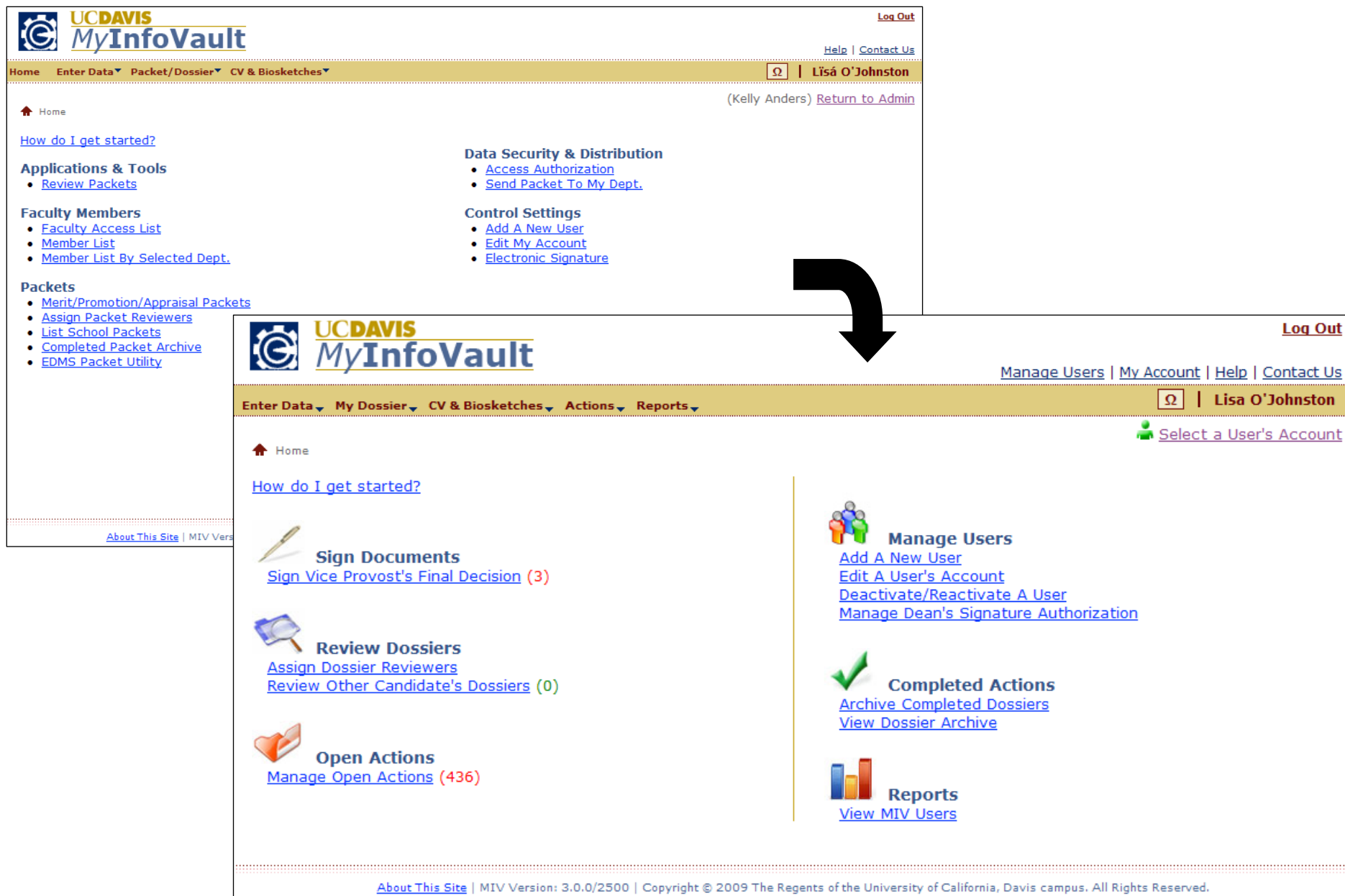
Completed Actions
View Dossier Snapshots

Reports
View MIV Users

About This Site | MIV Version: 3.0.0/2500 | Copyright © 2009 The Regents of the University of California, Davis campus. All Rights Reserved.

Prototype MIVMain page for MIV Administrators

- Custom MIVMain page for MIV Administrators (formerly Level 1).
- All functionality on the MIVMain page is accessible from the top navigation menu on every MIV page.
- Red numbers in parentheses following links represent the number of processes that need to be completed.



UC DAVIS MyInfoVault [Log Out](#)

[Home](#) [Enter Data](#) [Packet/Dossier](#) [CV & Biosketches](#) [Help](#) | [Contact Us](#)

Home (Kelly Anders) [Return to Admin](#)

[How do I get started?](#)

Applications & Tools

- [Review Packets](#)

Faculty Members

- [Faculty Access List](#)
- [Member List](#)
- [Member List By Selected Dept.](#)

Packets

- [Merit/Promotion/Appraisal Packets](#)
- [Assign Packet Reviewers](#)
- [List School Packets](#)
- [Completed Packet Archive](#)
- [EDMS Packet Utility](#)

Data Security & Distribution

- [Access Authorization](#)
- [Send Packet To My Dept.](#)

Control Settings

- [Add A New User](#)
- [Edit My Account](#)
- [Electronic Signature](#)

UC DAVIS MyInfoVault [Log Out](#)

[Manage Users](#) | [My Account](#) | [Help](#) | [Contact Us](#)

[Enter Data](#) [My Dossier](#) [CV & Biosketches](#) [Actions](#) [Reports](#) [Lisa O'Johnston](#)

[Home](#) [Select a User's Account](#)

[How do I get started?](#)

Sign Documents

[Sign Vice Provost's Final Decision](#) (3)

Review Dossiers

[Assign Dossier Reviewers](#)

[Review Other Candidate's Dossiers](#) (0)

Open Actions

[Manage Open Actions](#) (436)

Manage Users

- [Add A New User](#)
- [Edit A User's Account](#)
- [Deactivate/Reactivate A User](#)
- [Manage Dean's Signature Authorization](#)

Completed Actions

- [Archive Completed Dossiers](#)
- [View Dossier Archive](#)

Reports

- [View MIV Users](#)

[About This Site](#) | MIV Version: 3.0.0/2500 | Copyright © 2009 The Regents of the University of California, Davis campus. All Rights Reserved.



Note: The MIVTeam will be able to view additional operational links that are not shown above.

Top Navigation Menu Functionality Mapping (visible to all users)


Enter Data	My Dossier	CV & Biosketches	Actions	Reports
<p>Personal</p> <ul style="list-style-type: none"> Areas of Interest Personal Information Additional Information <p>Ag. Experiment Station Candidate's Statement</p> <p>Education</p> <ul style="list-style-type: none"> Education/Training Honors and Awards Licenses and Certifications Additional Information <p>Employment</p> <ul style="list-style-type: none"> Employment History Additional Information <p>Extending Knowledge</p> <ul style="list-style-type: none"> Broadcast, Print or Electronic Media Workshops, Conferences, Presentations... Other Upload a PDF <p>Grants and Contracts</p> <p>List of Evaluations</p> <p>Position Description</p> <p>Publications</p> <ul style="list-style-type: none"> Import Data Abstracts Alternative Media Books Authored Book Chapters Books Edited Books Reviewed Journals Letters to the Editor Limited Distribution Presentations Additional Information <p>Service</p> <ul style="list-style-type: none"> Administrative Activities Committees Editorial and Advisory Boards Additional information <p>Teaching</p> <ul style="list-style-type: none"> Contact Hours Courses Curricular Development DESII Report Lecture/Seminar/Lab/Other Special Advising Student Advising Thesis Committees Trainees University Extension Additional Information 	<p>Dossier Design</p> <ul style="list-style-type: none"> Design My Dossier Manage Format Options Manage Publication Annotations <p>Create My Dossier</p> <p>View My Dossier</p> <p>Send Dossier To My Dept.</p> <p>Sign My Disclosure Certificate</p> <p>View My Dossier Status</p>	<p>Curriculum Vitae (CV)</p> <p>NIH Biosketch</p>	<p>Open Actions</p> <ul style="list-style-type: none"> Assign Dossier Reviewers Review Other Candidate's Dossiers Manage Open Actions Sign Dean's Final Decision/ Recommendation Sign Vice Provost's Final Decision <p>Completed Actions</p> <ul style="list-style-type: none"> Archive Completed Dossiers View Dossier Snapshots View Dossier Archive 	<p>View MIV Users</p>

Prototype Access Denied page

- If a user tries to access functionality from the top navigation menu that they do not have permission for, an "Access Denied" page will be displayed indicating that they do not have permission to view the content.


[Log Out](#)
[My Account](#) | [Help](#) | [Contact Us](#)
[Enter Data](#) ▾ [My Dossier](#) ▾ [CV & Biosketches](#) ▾ [Actions](#) ▾ [Reports](#) ▾Ω | **Lisa O'Johnston**
 [Select a User's Account](#)
[Home](#)

Access Denied



We're sorry, you do not have authorization to view this page.

Contact the MIV Project Team at miv-help@ucdavis.edu if you need further assistance.



[About This Site](#) | MIV Version: 3.0.0/2500 | Copyright © 2009 The Regents of the University of California, Davis campus. All Rights Reserved.